


# TIGER Neo

## 60HL4-(V) 470-490 Watt MONO-FACIAL MODULE

### N-type



### N-Type Technology

N-Type modules with Tunnel Oxide Passivating Contacts (TOPcon) technology offer lower LID/LeTID degradation and better low light performance.



### HOT 2.0 Technology

N-type modules with JinkoSolar's HOT 2.0 technology offer better reliability and efficiency.



### Durability Against Extreme Environment

High salt mist and ammonia resistance.



### Mechanical Load Enhanced

Certified to withstand:  
5400 Pa front side max static test load  
2400 Pa rear side max static test load



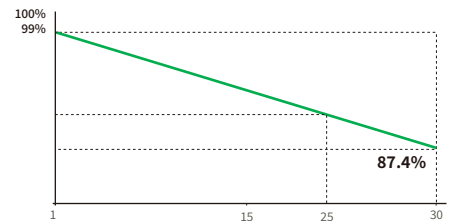
### SMBB Technology

Better light trapping and current collection to improve module power output and reliability.



### Anti-PID guarantee

Minimizes the chance of degradation caused by PID phenomena through optimization of cell production technology and material control.



<b>12 Year</b> Product Warranty	<b>30 Year</b> Linear Power Warranty	<b>1%</b> First-year Degradation	<b>0.4%</b> Annual Degradation Over 30 Years
------------------------------------	---	-------------------------------------	---

- IEC61215 (2016) / IEC61730 (2016)
- IEC61701 / IEC62716 / IEC60068 / IEC62804
- ISO9001:2015: Quality Management System
- ISO14001:2015: Environment Management System
- ISO45001:2018: Occupational health and safety management systems



EU-JKM470-490N-60HL4-(V)-F6-EN

# 60HL4-(V) 470-490 Watt

## Mechanical Characteristics

Cell Type	N type Mono-crystalline
No. of cells	120 (60×2)
Dimensions	1906×1134×30 mm
Weight	22.5 kg
Front Glass	3.2 mm, Anti-Reflection Coating, High Transmission, Low Iron, Tempered Glass
Frame	Anodized Aluminium Alloy
Junction Box	IP68 Rated
Protection Class	Class II
IEC Fire Type	Class C
Output Cables	4.0 mm <sup>2</sup> (+): 400 mm, (-): 200 mm or Customized Length

## Packaging Configuration

Pallet Dimensions	1936×1120×1249 mm
Packing detail (Two pallets=One stack)	36 pcs/pallets, 72 pcs/stack, 864 pcs/40'HQ Container

## Specifications (STC)

	470	475	480	485	490
Maximum Power – Pmax [Wp]	470	475	480	485	490
Maximum Power Voltage – Vmp [V]	35.69	35.88	36.06	36.25	36.43
Maximum Power Current – Imp [A]	13.17	13.24	13.31	13.38	13.45
Open-circuit Voltage – Voc [V]	43.30	43.45	43.60	43.76	43.91
Short-circuit Current – Isc [A]	13.69	13.77	13.85	13.93	14.01
Module Efficiency STC [%]	21.75	21.98	22.21	22.44	22.67
Power Tolerance	0 ~ + 3 %				
Temperature Coefficients of Pmax	-0.29 %/°C				
Temperature Coefficients of Voc	-0.25 %/°C				
Temperature Coefficients of Isc	0.045 %/°C				

STC: Irradiance 1000 W/m<sup>2</sup>, Cell Temperature 25°C, AM=1.5

## Specifications (NOCT)

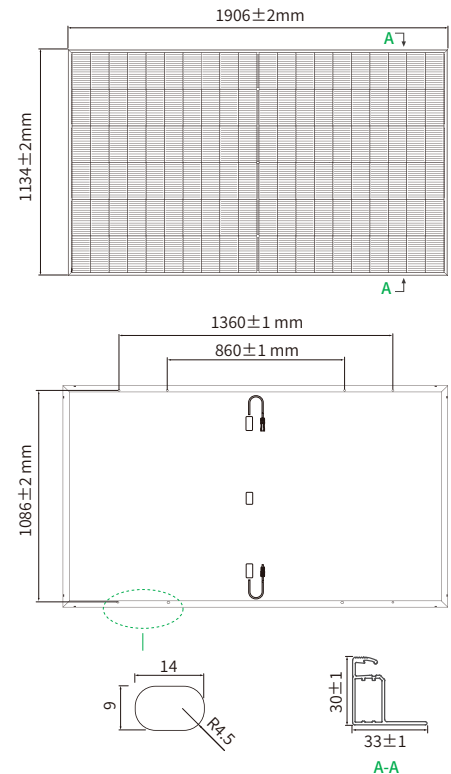
	353	357	361	365	369
Maximum Power – Pmax [Wp]	353	357	361	365	369
Maximum Power Voltage – Vmp [V]	33.21	33.40	33.61	33.84	34.00
Maximum Power Current – Imp [A]	10.63	10.69	10.74	10.80	10.86
Open-circuit Voltage – Voc [V]	41.14	41.28	41.42	41.57	41.71
Short-circuit Current – Isc [A]	11.05	11.12	11.18	11.24	11.31

NOCT: Irradiance 800 W/m<sup>2</sup>, Ambient Temperature 20°C, AM=1.5, Wind Speed 1m/s

## Application Conditions

Operating Temperature	-40 °C ~ +85 °C
Maximum System Voltage	1000/1500 VDC (IEC)
Maximum Series Fuse Rating	-25 A
Nominal Operating Cell Temperature -NOCT	45 ± 2 °C

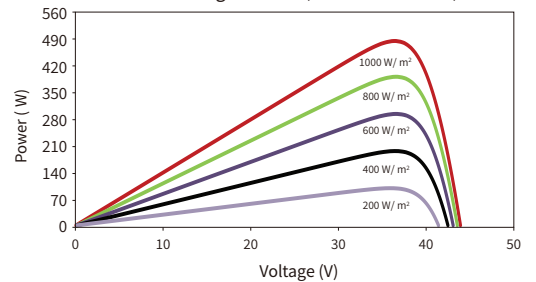
## Engineering Drawings



**Note:** For specific dimensions and tolerance ranges, please refer to the corresponding detailed module drawings.

## Electrical Performance

Power-Voltage Curves (60HL4-(V) 480W)



Current-Voltage Curves (60HL4-(V) 480W)

