

DS-3E1518P-EI/M 16-Port Gigabit Smart PoE Switch



Smart managed switches are developed by Hikvision, featuring easy management and maintenance. You can easily deploy, monitor, and expand your video security system anytime and anywhere with our software platforms. You can view the network topology, monitor the health of the network, and receive device alarms in real time, which greatly reduces the cost of network operation and maintenance.

- 16 x gigabit PoE RJ45 ports, 1 x gigabit RJ45 port, 1 x gigabit fiber optical port
- Total PoE power budget 130 W
- Unified cloud management for security systems
- Network topology at your fingertips
- Remote troubleshooting
- Visualized topology management
- Up to 300 m long-range PoE transmission
- 6 kV surge protection

▪ Specification

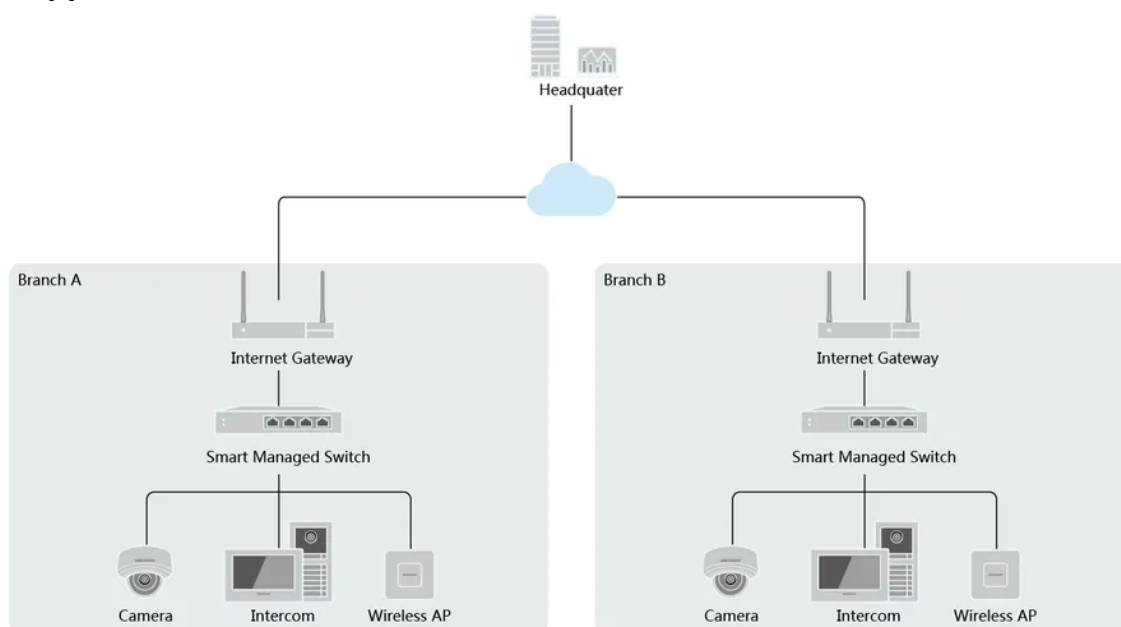
Model		DS-3E1518P-EI/M
Network Parameters	Ports	16 × Gigabit PoE port, 1 × Gigabit RJ45 port, 1 × Gigabit fiber optical port
	Port Type	RJ45 port, full duplex, MDIMDI-X adaptive
	Standard	IEEE 802.3, IEEE 802.3ab, IEEE 802.3u, IEEE 802.3x, IEEE 802.3z
	Working Mode	Standard mode (default)
	MAC Address Table	8 K
	Switching Capacity	56 Gbps
	Packet Forwarding Rate	41.66 Mpps
	Internal Cache	4.1 Mbits
PoE Power Supply	PoE Standard	IEEE 802.3af, IEEE 802.3at
	PoE Power Pin	8-pin power: 1/2(-), 3/6(+), 4/5(+), 7/8(-)
	PoE Port	PoE: Ports 1 to 16
	Max. Port Power	30 W
	PoE Power Budget	130 W
Software Function	Device Maintenance	Remote upgrade, default parameters recovery, basic network parameters configuration, import and export configuration, time sync
	Port Configuration	Port rate configuration, slow control, and ports enabling
	PoE Watchdog	PoE watchdog: Ports 1 to 16 auto detect and restart the cameras that do not respond.
	Port Mirroring	Supported
	Link Aggregation	Static link aggregation supported for any four ports, and up to eight aggregation groups allowed
	Port Isolation	Ports in an isolation group cannot communicate with each other, but they can communicate with ports outside the isolation group.
	LLDP	LLDP protocol supported for global configuration and neighbour discovery
	DHCP	DHCP client
	MAC Address Table Display	Supported
	Super IP	10.180.190.200
	Cable Detection	Supported
	HPP	Supported
	Port Long-Range Mode	Supported
Port Statistics	Supported	
Web Management	Supported	
General	Shell	Metal material
	Net Weight	2.7 kg (5.9 lb)
	Gross Weight	2.9 kg (6.4 lb)
	Dimensions (W × H × D)	440.0 mm × 220.8 mm × 44.0 mm (17.32" × 8.69" × 1.73")
	Operating Temperature	0 °C to 45 °C (32 °F to 113 °F)
	Storage Temperature	-40 °C to 85 °C (-40 °F to 185 °F)
	Operating Humidity	5% to 95% (no condensation)
	Relative Humidity	5% to 95% (no condensation)
	Power Supply	100~240 V AC, 50/60 Hz, Max. 2.5 A

	Max. Power Consumption	150 W
	Power Consumption in Idle	20 W
Approval	EMC	CE-EMC (EN 55032: 2015, EN IEC 61000-3-2: 2019, EN 61000-3-3: 2013+A1: 2019, EN 50130-4: 2011 +A1: 2014, EN 55035: 2017);
	Safety	CB (IEC 60950-1:2005, AMD1:2009, AMD2:2013, IEC 62368-1: 2014 (Second Edition); CE-LVD (EN 60950-1: 2006 + A11: 2009 +A1: 2010+A12: 2011+A2: 2013, EN 62368-1: 2014+A11: 2017)
	Chemistry	CE-RoHS (2011/65/EU); WEEE (2012/19/EU); Reach (Regulation (EC) No.1907/2006)

▪ **Available Model**

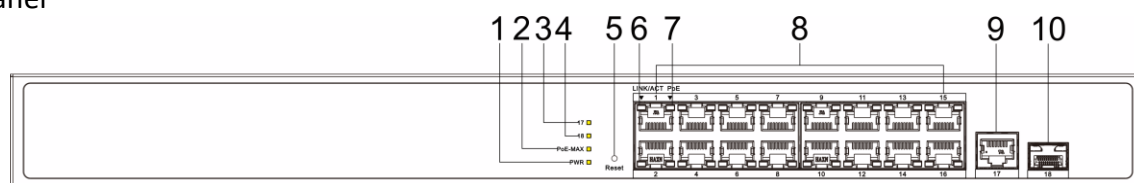
DS-3E1518P-EI/M

▪ **Typical Application**




Physical Interface

Front Panel

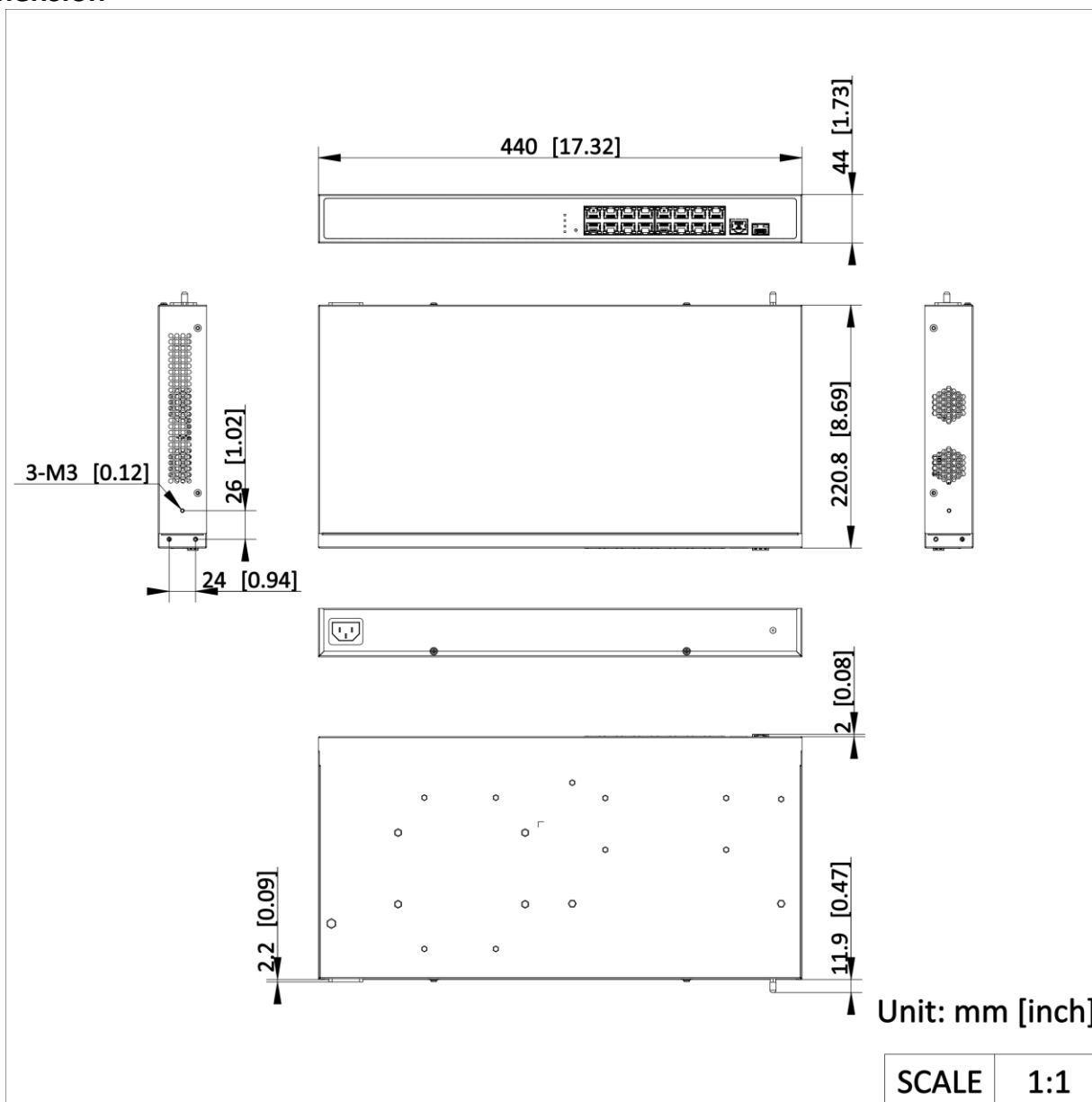


Rear Panel



No.	Indicator/Port	Description
1	PWR Indicator	<ul style="list-style-type: none"> ● Solid on: The switch is powered on normally. ● Unlit: No power supply is connected or power supply is abnormal.
2	PoE-MAX Indicator	<ul style="list-style-type: none"> ● Solid on/Flashing: The output power of the switch is about to reach or has reached the upper limit. The power supply may be abnormal if more devices are connected. ● Unlit: The switch does not supply power to a powered device (PD), or supplies power to a PD normally and its output power does not reach the upper limit. (About 5 seconds after the output power of the switch returns to normal, the PoE-MAX indicator will be unlit.)
3	Gigabit RJ45 Port Indicator (Port 17)	<ul style="list-style-type: none"> ● Solid on: The port is connected. ● Flashing: The port is transmitting data. ● Unlit: The port is disconnected or connection is abnormal.
4	Gigabit SFP Fiber Optical Port Indicator (Port 18)	<ul style="list-style-type: none"> ● Solid on: The gigabit SFP fiber optical port is connected. ● Flashing: The gigabit SFP fiber optical port is transmitting data. ● Unlit: The gigabit SFP fiber optical port is disconnected or connection is abnormal.
5	Reset Button	Used for restoring all the configurations of the switch to the default settings.
6	LINK/ACT Indicator	<ul style="list-style-type: none"> ● Solid on: The port is connected. ● Flashing: The port is transmitting data. ● Unlit: The port is disconnected or connection is abnormal.
7	PoE Indicator	<ul style="list-style-type: none"> ● Solid on: The switch supplies power to a PD normally. ● Unlit: The switch is disconnected from a PD or power supply is abnormal.
8	Gigabit PoE RJ45 Port	Used for connection to a PD via a network cable.
9	Gigabit RJ45 Port (Port 17)	Used for connection to another device via a network cable.
10	Gigabit SFP Fiber Optical Port (Port 18)	Used for connection to another device via an optical fiber when plugged into with an optical module.
11	Grounding Terminal	Used for connecting to the grounding cable to protect the switch from lightning.
12	Power Supply	Use the attached power cord to connect the switch to a socket.

▪ Dimension



Headquarters

No.555 Qianmo Road, Binjiang District,
Hangzhou 310051, China
T +86-571-8807-5998
www.hikvision.com



Follow us on social media to get the latest product and solution information.

