

Outdoor Pan/Tilt Security Wi-Fi Camera

2K
QHD

Tapo C520WS

 Starlight Color Night Vision

Person/Pet/
Vehicle Detection

Smart Motion
Tracking

Local microSD Storage
(Up to 512 GB)*



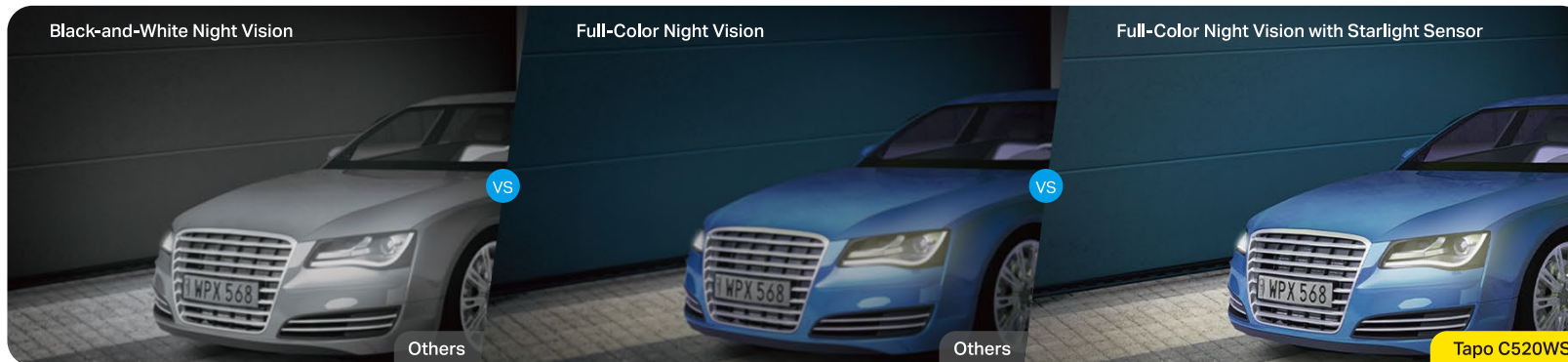
works with | 

 works with
Google Home

// Highlights


2K QHD, Starlight Color Night Vision

Equipped with an F1.6 large-aperture lens and starlight sensor, Tapo C520WS enhances your security by revealing highly-detailed and bright-color images even under low-light conditions.



Person/Pet/Vehicle Detection and Notification

Smart AI identifies people, pets, and vehicles, notifying users as needed.



// Features

360° Visual Coverage

Provides 360° horizontal & 130° vertical view (180° vertical view in Privacy Mode) range to capture everything around.

IP66 Weatherproof

Offers excellent waterproof and dustproof performance for outdoor scenarios.

Local[†] and Cloud[‡] Storage

Save recorded videos to an installed microSD card (up to 512 GB), or use Tapo Care cloud storage service.

Multiple Installation Options

Use the mounting screws, template and loops[‡] to install on any wall, ceiling or pole for the perfect view—wherever you want.

Two-Way Audio

Enables communication through a built-in microphone and speaker.

Dual Powerful Antennas

Two external antennas ensure a powerful and stable wireless connection.

Wired/Wireless Networking

Connect the camera to your network through Ethernet or Wi-Fi for more flexible installation.

Customizable Sound and Light Alarm

Records your customized audio as an alarm to extend your usage. Set to trigger a light/sound alarm when detecting activity.

// Specifications

Camera

- Image Sensor: 1/3" CMOS
- Lens: F/NO: 1.61±10%; Focal Length: 3.18mm±5%
- Video Definition: 2K QHD 4MP (2560 × 1440 px)
- Field of View: 360° Horizontal
- Night Vision: 850 nm IR LED (up to 98 ft), Starlight Color Night Vision

Audio

- Audio Communication: 2-way audio
- Audio Input & Output: Built-in microphone and speaker

Video

- Video Compression: H.264
- Frame Rate: Up to 25/30fps*
- Video Streaming: 2K

Activity Notifications

- Input Trigger:
Motion detection, Person detection, Pet detection, Vehicle detection, Line-Crossing detection
- Output Notification: Notification, Snapshot(Tapo care), Clips(Tapo care)

Network

- Wireless Protocols: IEEE 802.11b/g/n, 2.4 GHz
- Frequency: 2.4 GHz
- Wireless Security: WPA/WPA2-PSK
- Security: 128 bit AES encryption with SSL/TLS
- Protocol: TCP/IP, ICMP, DNS, HTTPS, TCP, UDP

// Specifications

Hardware

- Button: RESET button
- Indicator LED: System LED
- Adapter Input: 100-240V, 50/60Hz
- Adapter Output: 9V, 0.85A (DC Power)
- Typical Power Consumption: 3.75 W
- Maximum Power Consumption: 7.65 W
- External Storage: microSD card slot (Supports up to 512 GB)[†]
- Dimensions (W x D x H): 4.9 x 4.8 x 3.5 in. (123.8 x 123 x 90 mm)
- Weatherproof Rating: IP66
- Power Cord Length: 3 m

^{*}Frame rate varies at different frequencies. Frame Rate is up to 25fps at 50Hz and 30fps at 60Hz.

[†]microSD card needs to be purchased separately.

^{††}Tapo Care needs to be subscribed separately.

For more information, please visit <https://www.tapo.com/>

All brands and product names are trademarks or registered trademarks of their respective holders. Specifications are subject to change without notice.

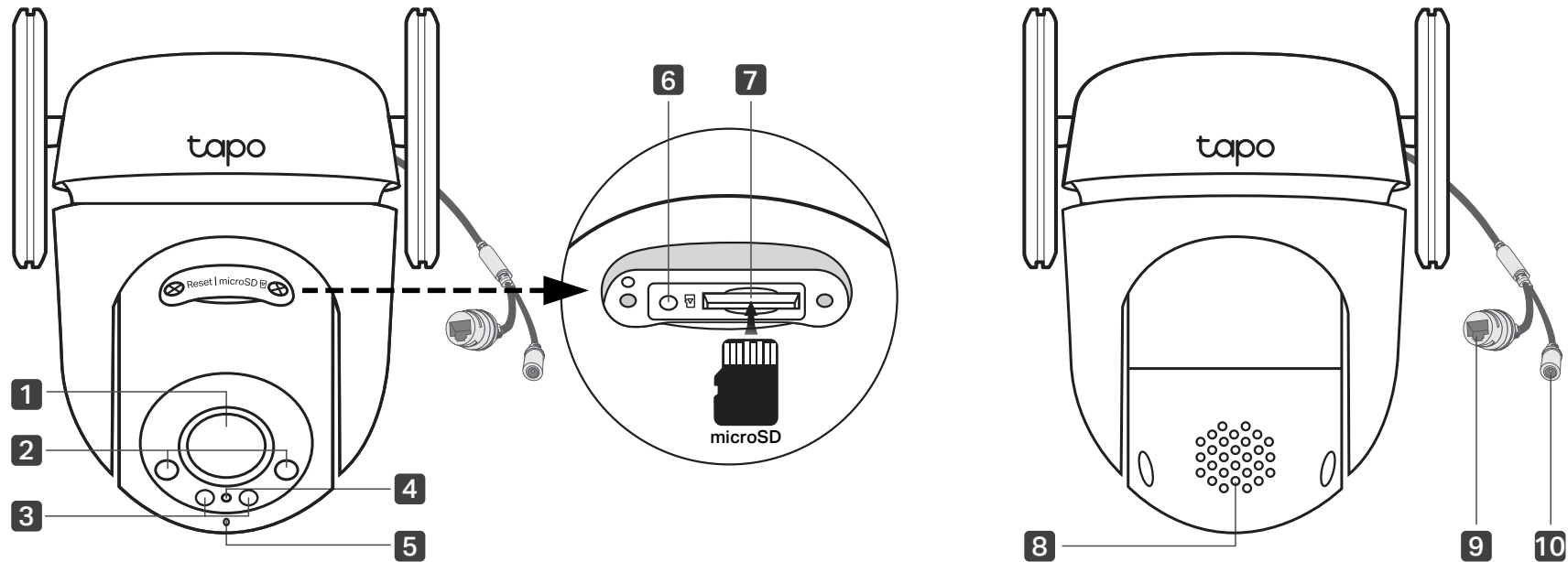
©2023 TP-Link

Others

- Certification: CE, FCC, RoHS, RCM
- Package Contents:

Tapo C520WS Camera ×1	Bracket Screws × 2
Power Adapter ×1	Waterproof Seal ×1
Mounting Template ×1	Waterproof Cable Attachments ×1
Mounting Bracket ×1	Quick Start Guide
Mounting Anchors ×4	
Mounting Screws ×4	
- Operating Temperature: -30 °C ~ 60 °C (-22 °F ~ 140 °F)
- Storage Temperature: -40 °C ~ 60 °C (-40 °F ~ 140 °F)
- Operating Humidity: 10%~90%RH, Non-condensing
- Storage Humidity: 0~90%RH, Non-condensing

// Appearance



1 Lens

2 White Light LEDs

3 IR LEDs

4 System LED

5 Microphone

6 Reset

Loosen the screws. While the camera is powered on, use a pin to press and hold the Reset button for at least 5 seconds until the System LED blinks red. The camera will reset and reboot.

7 microSD Card Slot

Loosen the screws and insert a microSD card*. Initialize it on the Tapo app for local recording.

*microSD card not included

8 Speaker

9 Ethernet Port

Used to connect to a network device

10 DC Power Connector

Used to connect to a 9V DC power adapter